








## Price List

website: <http://www.controlplus.co.nz>

Prices are in \$US excluding freight costs

Valid from 1st November 2004

Item	Part Number	1-9qty	10-49qty	50+
<b>WIRELINK Receiver Station</b>  <p>The RSW receiver station interfaces the signals from the IRM module to the 3 wire network. Designed to either be free standing or mounted in a wall mount plate.</p>	RSW02	\$18.07	\$13.59	\$12.58
<b>WIRELINK Receiver/IRM02 Combined</b> <b>* SUNLIGHT FRIENDLY *</b>  <p>The RXW/RM02 receiver station is a combined receiver station/IRM module product intended for wall plate mount applications.</p>	RSWIRM02	\$40.05	\$30.11	\$27.88
<b>WIRELINK Receiver/IRR combined - mounted in PDL 600 series wall plate.</b> <b>* SUNLIGHT FRIENDLY *</b>  <p>The wall mount receiver station is a version of receiver station that combines the IRM02 (sunlight friendly) module and receiver station products into one unit and is supplied mounted into a PDL 600 series wall plate kit.</p>	RSWIRM02/WMP	\$49.38	\$37.13	\$34.38
<b>WIRELINK Emitter Station</b>  <p>The Emitter Station receives signals from the wire network and converts them into infrared control signals. Designed to either be free standing or mounted in a wall mount plate.</p>	ESW01-38	\$18.77	\$14.11	\$13.07
<b>IRM02 Receiver Head Sunlight Friendly Version</b>  <p>The IRM02 receives the infrared commands from the remote control. Small and unobtrusive, it can be mounted on the side of a television or cabinet by use of a velcro strip. Equipped with a command indicator LED to provide feedback that remote control commands are being received. The IRM02 receiver head plugs into a RSW01.</p>	IRM02-38	\$42.98	\$32.31	\$29.92
<b>Emitter Pair</b>  <p>The emitters set consists of two infrared emitter elements that are positioned over the infrared receiver windows of the equipment to be controlled. Positioning is achieved by use of adhesive strips.</p>	EM01	\$13.71	\$10.31	\$9.55
<b>Power Lead</b>  <p>The network only needs to be powered at one point in the system. The power adaptor lead accepts a standard wall plug power adapter. In wall plate mount situations, this lead is mounted in the wall plate usually beside an Emitter Station.</p>	CTPPL1	\$4.40	\$3.30	\$3.06
<b>WIRELINK receiver station to CATLINK Adapter</b> <p>Converts 3 wire WIRELINK connections to 2 wire connections suitable for connection to CATLINK receiver head network. Some limitations apply.            * Released SOON *</p>	WL-CLCONV	TBA	TBA	TBA
<b>Sunlight Friendly Starter Kit - Distributor version (Power supply not included)</b> <p>Consisting of:-            1 x Receiver Station (RSW02)            1 x Emitter Station (ESW01)            1 x Receiver Head (IRM02-38)            1 x Emitter Pair (EM01)            1 x Power Lead (CTPPL1)            1 x Starter kit guide</p>	WRC-SK02	\$100.74	\$75.74	\$70.13

**Note:** All orders under US\$200 carry a US\$15 handling charge

### PAYMENT TERMS:

By Telex transfer into our nominated bank account.

Goods shipped once payment is received.

Warranty:- 12 months.